

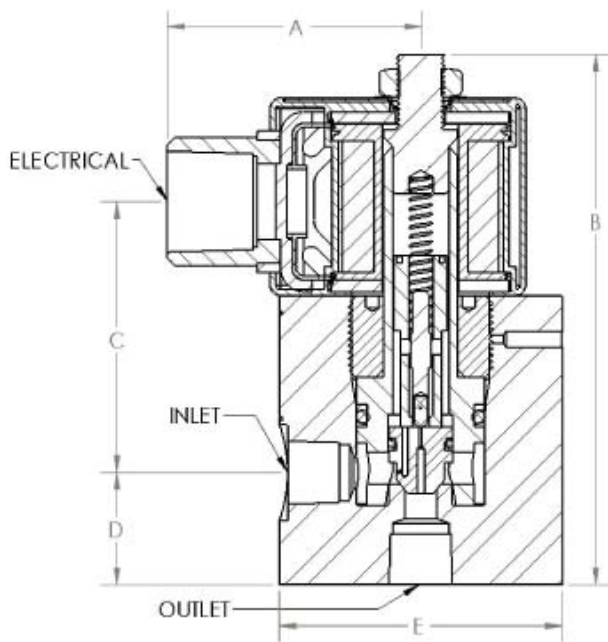
EH40 SERIES 1/4 - 1/2" PIPE SIZE



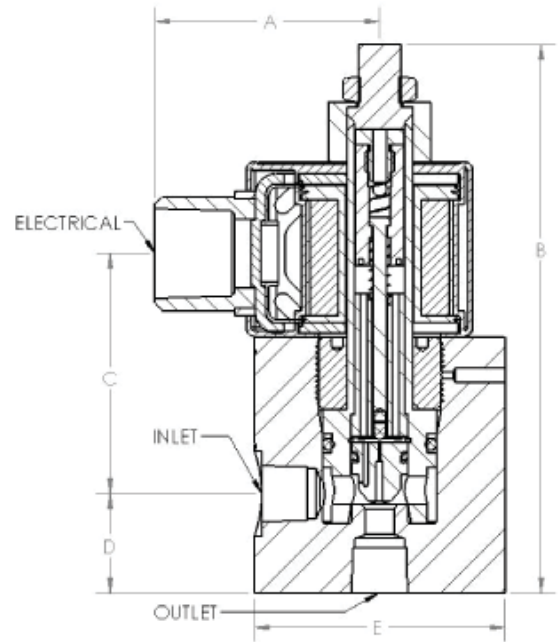
Features:

The full port EH40 is great for a wide range of media. This pilot operated valve has become a popular and effective choice in the emerging Hydrogen Dispensing market. The EH40 is also an excellent valve to control the flow of high pressure air, water, hydrogen, nitrogen, and other gases or light liquids compatible with materials of construction. Available in both 1/4" (EH40-04) and 1/2" (EH40-08) sizes, the EH40 is the workhorse of our collection and offers a cartridge design that alleviates your demanding maintenance requirements. The EH40 requires a 50 PSIG minimum pressure differential between inlet and outlet for operation. The valve's simple design with few moving components have made it a great choice for inlet pressures as high as 10,000 PSIG. The Normally Closed DC Powered EH40-08 valves must be mounted upright and vertical, while all other EH40 valves are universal mount. **Filters recommended for all applications.**

Dimensions



Normally Closed



Normally Open

	Inlet/ Outlet	Electrical	Ship Weights (lbs.)	Reference Dimensions (inches)				
				A	B	C	D	E
EH40-04 Normally Closed	1/4" NPT	1/2" NPT Conduit	2.85	2.0	4.1	2.1	0.9	ø 2.20
EH40-04 Normally Open			3.10	2.0	4.8	2.1	0.9	ø 2.20
EH40-08 Normally Closed	1/2" NPT		6.05	2.0	4.7	2.2	1.3	ø 2.95
EH40-08 Normally Open			6.04	2.0	5.4	2.2	1.3	ø 2.95















EH40 SERIES

1/4 - 1/2" PIPE SIZE




How To Order

<p>Base Model Number</p> <div style="border: 1px solid black; padding: 5px; width: fit-content; margin: 5px auto;">EH40</div>	—	<p>Connection Size</p> <div style="border: 1px solid black; width: 40px; height: 40px; margin: 5px auto;"></div> <table border="1" style="margin: 5px auto; border-collapse: collapse; text-align: center;"> <tr><td>04</td><td>1/4"</td></tr> <tr><td>08</td><td>1/2"</td></tr> </table>	04	1/4"	08	1/2"	—	<p>AC/DC Voltage and Hertz</p> <div style="border: 1px solid black; width: 40px; height: 40px; margin: 5px auto;"></div> <table border="1" style="margin: 5px auto; border-collapse: collapse; text-align: center;"> <tr><td>A024</td><td>24 / 60</td></tr> <tr><td>A120</td><td>120 / 60</td></tr> <tr><td>A240</td><td>240 / 60</td></tr> <tr><td>D012</td><td>12 DC</td></tr> <tr><td>D024</td><td>24 DC</td></tr> <tr><td>D120</td><td>120 DC</td></tr> </table>	A024	24 / 60	A120	120 / 60	A240	240 / 60	D012	12 DC	D024	24 DC	D120	120 DC	—	<p>Suffix Option Field (s)</p> <div style="border: 1px dashed black; width: 100px; height: 20px; margin: 5px auto;"></div> <table border="1" style="margin: 5px auto; border-collapse: collapse; text-align: center;"> <tr><td>DN</td><td>Din Connector (Not Explosion Proof)</td></tr> <tr><td>GS</td><td>General Service (Not Explosion Proof)</td></tr> <tr><td>HY</td><td>Hydrogen Service (Helium leak test)</td></tr> <tr><td>NO</td><td>Normally Open</td></tr> <tr><td>OX</td><td>Oxygen Clean</td></tr> <tr><td>TC</td><td>Tube Connector</td></tr> <tr><td>T5</td><td>Class 5 Leakage Test</td></tr> <tr><td>XP</td><td>22 Watt Coil (Higher Pressure)</td></tr> <tr><td>S4</td><td>1/4" Connection per SAE J1926</td></tr> <tr><td>S8</td><td>1/2" Connection per SAE J1926</td></tr> </table>	DN	Din Connector (Not Explosion Proof)	GS	General Service (Not Explosion Proof)	HY	Hydrogen Service (Helium leak test)	NO	Normally Open	OX	Oxygen Clean	TC	Tube Connector	T5	Class 5 Leakage Test	XP	22 Watt Coil (Higher Pressure)	S4	1/4" Connection per SAE J1926	S8	1/2" Connection per SAE J1926
04	1/4"																																									
08	1/2"																																									
A024	24 / 60																																									
A120	120 / 60																																									
A240	240 / 60																																									
D012	12 DC																																									
D024	24 DC																																									
D120	120 DC																																									
DN	Din Connector (Not Explosion Proof)																																									
GS	General Service (Not Explosion Proof)																																									
HY	Hydrogen Service (Helium leak test)																																									
NO	Normally Open																																									
OX	Oxygen Clean																																									
TC	Tube Connector																																									
T5	Class 5 Leakage Test																																									
XP	22 Watt Coil (Higher Pressure)																																									
S4	1/4" Connection per SAE J1926																																									
S8	1/2" Connection per SAE J1926																																									

Possible EH40 Options & Add-Ons

							
72" Lead Length	Din Connector	Screw Terminal	1/4" Tab (spade)	General Service	Hydrogen Service	Normally Open	Oxygen Clean
							
SAE Port	Tube Connector	Class V Leakage Testing	Stainless Steel Tags	Viton O-Rings	22 W Coil		

The following are standard on the EH40:

		
Explosion Proof	Stainless Steel Valve Body	NEMA 4X

Certifications



CRN - Canadian Registration Number

EH40 SERIES 1/4 - 1/2" PIPE SIZE

Construction

Valve Body:	316 SS
Piston:	PEEK®
O Ring (Standard):	Buna-N (-50° to 225°F)
O Ring (Optional):	Viton (0° to 400°F)
Piston Rings:	302 SS / PTFE / Buna / Viton
Cartridge:	316 SS & 430 SS
Pilot / Seal:	303 SS / PTFE
Spring:	302 SS
Plunger:	430 SS
Bonnet Retainer:	430 SS

*Consult Sales for maximum allowable inlet pressures for Fluid Temps Exceeding 300°F.

Pressure

Maximum pressures shown are measured in PSIG

	1/4" Pipe Size	1/2" Pipe Size
Normally Closed AC Voltage (Standard):	7,500	7,500
Normally Closed AC Voltage (Higher Wattage):	10,000	10,000
Normally Closed DC Voltage (Standard):	3,500	3,600
Normally Closed DC Voltage (Higher Wattage):	10,000	7,200
Normally Open AC Voltage:	5,500	6,500
Normally Open DC Voltage (Higher Wattage):	5,500	6,200
Minimum Required Pressure Differential:	50	50

Flow

	1/4" Pipe Size	1/2" Pipe Size
C _v	1.1	4.5

Electrical (Coil)

	Standard	High Wattage
Power:	10 Watts	22 Watts
AC Inrush:	1 amp @ 120V AC	2.5 amp @ 120V AC
AC Holding:	0.1 amp @ 120V AC	0.2 amp @ 120V AC
Insulation:	Class "F"	Class "H"
Duty:	Continuous	Continuous
Connection:	1/2" NPT, 18" Leads	1/2" NPT, 18" Leads
Enclosure		
Explosion Proof (Standard):	NEMA 3, 3S, 4, 4X, 7, 9	NEMA 3, 3S, 4, 4X, 7, 9
General Service:	NEMA 1, 2, 3, 3S, 4, 4X	NEMA 1, 2, 3, 3S, 4, 4X

Possible Media



(856) 829-4580
info@magnatrol.com
www.clarkcooper.com